

TABLE OF CONTENTS

VOTER INFORMATION PAMPHLET SPECIAL CONGRESSIONAL OPEN PRIMARY ELECTION – APRIL 8, 2008

GENERAL INFORMATION

Application to be a pollworker	(inside front cover)
Letter from the Director	2
Purpose of the voter information pamphlet	3
Important election dates	3
Access for voters with disabilities	4
Multilingual voter services	5
Frequently Asked Questions (FAQ's)	6
Vote-by-mail (absentee) ballots and Early Voting	7
Eligibility, registration and voting information	8
Voter bill of rights	9
How to locate your polling place	10
Web site of the Department of Elections	12
Contacting the Department of Elections	13
How to mark your ballot	14
Accessible voting machine instructions	16
YOUR SAMPLE BALLOT	18
Changes affecting voter registration	23
Index	24
Location of your polling place	(back cover)
Application for a vote-by-mail (absentee) ballot	(back cover)
Application for permanent vote-by-mail (absentee) status	(back cover)

SAN FRANCISCO VOTER INFORMATION PAMPHLET

Published by the Department of Elections
City and County of San Francisco
1 Dr. Carlton B. Goodlett Place, Room 48
San Francisco, CA 94102-4634
www.sfgov.org/elections

Printing by Sequoia Voting Systems
Translations and layout/typesetting by
Jungle Communications, Inc.



Printed on paper containing a minimum of 50% post-consumer content.





March 3, 2008

Dear San Francisco Voter,

You are receiving this Voter Information Pamphlet and Sample Ballot because you live in Congressional District 12 and a vacancy has recently occurred for this office of the United States House of Representatives. District 12 encompasses parts of San Francisco and San Mateo counties; both counties are conducting this special election in accordance with the Governor's Proclamation of February 12, 2008.

This April 8 Special Congressional Open Primary Election is being held to elect a candidate to serve the remainder of the term for Congressional District 12. All candidates will appear together on the same ballot, regardless of party affiliation, and voters may vote for any of the candidates, regardless of the voter's party affiliation.

If a candidate receives a majority of the votes cast, he or she will be declared the winner and will serve the remainder of the current term that ends on January 3, 2009. However, if no candidate receives a majority of the votes, the candidates who received the most votes within each party will compete in another special election on June 3, 2008.

It is important to note that this election is to select a person who will complete the time remaining in the present term for this office. In the June 2008 and November 2008 elections, you will again be voting for candidates for Congressional District 12 for the next two-year term, which begins on January 3, 2009.

You may vote in person on or before Election Day beginning on March 24, 2008 outside our office in City Hall, Room 48, from 8 a.m. until 5 p.m. Weekend voting is available on April 5 and 6, from 10 a.m. until 4 p.m. If you have moved, changed your name, or need to make changes to your registration information, the last day to re-register to vote for this election is March 24, 2008. The last day to request a vote-by-mail ballot is April 1, 2008.

The back cover of this voter guide provides the location of your polling place. Voters can also obtain this and other important election information from our Web site, www.sfgov.org/elections

Respectfully,

John Arntz, Director



Purpose of the Voter Information Pamphlet

The purpose of this pamphlet is to provide voters with their sample ballot and important voting information.

You may bring this pamphlet with you to your polling place. In addition, every precinct is supplied with a copy of the Voter Information Pamphlet. Please ask a pollworker if you would like to see it.

The Department of Elections delivers the Voter Information Pamphlets to the Post Office for delivery to individual voters. If you do not receive your pamphlet by March 24, 2008, please contact your local Post Office and the Department of Elections.

This pamphlet is also available in Chinese and Spanish.

這本手冊有中文版，如果要索取中文版，請致電：(415) 554-4367。

Este folleto también está disponible en **español**. Para solicitar una copia, por favor llame al 415-554-4366.

Important Election Dates for the April 8, 2008 Special Congressional Open Primary Election

Deadline to register to vote:	March 24, 5 p.m.
First day of Early Voting at City Hall (see page 7):	March 24
Deadline to request a vote-by-mail ballot (see page 7):	April 1, 5 p.m.
Deadline for new citizens to register and vote (see page 8):	April 1, 5 p.m.
Election Day:	April 8, 7 a.m. to 8 p.m.



ACCESSIBLE VOTING AND SERVICES FOR VOTERS WITH DISABILITIES

Vote-by-Mail before Election Day – Vote-by-Mail voters are mailed an official ballot prior to the upcoming election, which allows them to vote privately and at their own leisure. Any registered voter may request to vote by mail in any election. A Vote-by-Mail application can be found on the back cover of this pamphlet. For more information, see page 7.

Early Voting in City Hall – For this special election, early voting will begin on March 24 and continue through Election Day. During this time a voter may come to the Department of Elections on the ground floor of City Hall and vote. City Hall is fully accessible from any of its four entrances. The polling station at City Hall is equipped with all of the assistance tools provided at all polling places on Election Day. For more information, see page 7.

Access to the Voter Information Pamphlet – The San Francisco Public Library for the Blind and Print Disabled, at 100 Larkin Street, distributes recorded copies of the Voter Information Pamphlet on cassette. To request a copy call Martin Magid at 415-557-4253. These are also available at the Department of Elections. In addition, you may access a PDF or text copy of the Voter Information Pamphlet online on the Department of Elections Web site: www.sfgov.org/elections

Election Day Assistance – Voters with, but not limited to, sight and mobility impairments have the option to use an accessible voting machine. This machine is designed to assist voters with specific needs to vote independently and privately. This assistive terminal is available at every polling place on Election Day. For instruction on its use, please see page 16.

Other Forms of Assistance at the Polling Place:

Personal Assistance – A voter may bring up to two persons, or pollworkers, into the voting booth to receive assistance in marking his or her ballot.

Curbside Voting – If a voter is unable to enter a polling place, pollworkers can be asked to bring the necessary voting materials to the voter.

Reading Tools – Every polling place is provided with large print instructions on how to mark a ballot and special optical sheets to magnify the print on the ballot.

Seated Voting – Every polling place has at least one voting booth that allows voters to vote while in a seated position.

Voting Tools – Every polling place has two easy-grip pens for signing the roster and marking the ballot.

TTY (Teletypewriter Device) – The Department of Elections can also be reached via TTY by calling 415-554-4386.

If your polling place is not functionally accessible, you may call 415-554-4551 prior to Election Day to find out the location of the nearest accessible polling place within your district. For accessible polling place information on Election Day, or further information on accessibility for the upcoming election, please contact the Department of Elections at 415-554-4375.



Multilingual Voter Services: Voter Assistance in Chinese and Spanish

多種語言選民服務： 選民中文和西班牙文語言協助

Servicios Multilingües para los Electores: Asistencia para los Electores en Chino y Español

In compliance with federal law and local ordinance, the Department of Elections provides services to voters and official election materials in Chinese and Spanish, in addition to English. Multilingual voter services include:

- Translated election materials including: ballots, voter registration forms, voter notices, vote-by-mail ballot applications and instructions, and Voter Information Pamphlets.
- Telephone assistance in Chinese and Spanish, available Monday through Friday, 8 a.m. to 5 p.m. and from 7 a.m. to 8 p.m. on Election Day.
 - Telephone Assistance in Chinese: 415-554-4367
 - Telephone Assistance in Spanish: 415-554-4366
- Instructional signs in English, Chinese and Spanish at all polling places on Election Day.
- Chinese and Spanish bilingual pollworker assistance at designated polling places on Election Day.
- Voter information in Chinese and Spanish on our Web site at www.sfgov.org/elections

中文選民服務

依照聯邦法律和地方法令，選務處提供選民中文服務和官方選舉資料。中文服務包括：

- 已翻譯的選舉資料，其中包括：選票、選民登記表格、選舉預告、郵寄選票申請表格和指南以及選民資料手冊。
- 由星期一至星期五上午8時至下午5時及選舉日上午7時至晚上8時提供的中文電話協助：415-554-4367。
- 於選舉日在每個投票站提供中文的說明標牌。
- 於選舉日在指定的投票站提供中文語言協助。
- 在選務處網站 (www.sfgov.org/elections) 提供中文選舉資料。

中文版的選民資料手冊

除了英文版選民資料手冊之外，選務處還提供中文版的選民資料手冊。如果你想要選務處郵寄給你一本中文版的選民資料手冊，請致電：415-554-4367。

Asistencia para los Electores en Español

Conforme a la ley federal y el reglamento municipal, el Departamento de Elecciones proporciona materiales electorales y asistencia a los electores en español. Servicios para los electores en español incluyen:

- Materiales electorales traducidos incluyendo: la boleta electoral, el formulario de inscripción para votar, avisos a los electores, solicitudes e instrucciones para votar por correo y el Folleto de Información para los Electores.
- Asistencia telefónica en español disponible de lunes a viernes de 8 a.m. a 5 p.m. y en el Día de las Elecciones de 7 a.m. a 8 p.m. llamando al 415-554-4366.
- Rótulos con las instrucciones en español en los lugares de votación el Día de las Elecciones.
- Trabajadores electorales bilingües en los lugares de votación designados.
- Información electoral en nuestro sitio Web en español: www.sfgov.org/elections

El Folleto de Información para los Electores en español

Además del Folleto de Información para los Electores en inglés, el Departamento de Elecciones provee un Folleto de Información para los Electores en español a los electores que lo soliciten. Si desea recibir un Folleto de Información para los Electores en español, por favor llame al 415-554-4366.



Frequently Asked Questions (FAQ's)

by the Ballot Simplification Committee

Q — *Who can vote?*

A — U.S. citizens, 18 years or older, who are registered to vote in San Francisco on or before March 24, 2008.

Q — *When do I vote?*

A — Election Day is Tuesday, April 8, 2008. Your polling place will be open from 7 a.m. to 8 p.m.

Q — *Where do I go to vote?*

A — Go to your polling place. The address is on the back cover of this book.

Q — *My 18th birthday is after March 24, 2008 but on or before April 8. May I vote in the April 8 election?*

A — Yes, if your 18th birthday is on or before April 8, but after March 24, you can register to vote on or before March 24 and vote April 8 — even though you were not 18 at the time you registered to vote.

Q — *If I was arrested or convicted of a crime, can I still vote?*

A — You can register and vote as long as you are not in prison or on parole for a felony conviction. You must complete a new registration form on or before March 24 to vote.

Q — *I have just become a U.S. citizen. Can I vote in the April 8 election?*

A — If you became a U.S. citizen on or before March 24, you may vote in the election, but you must register to vote by March 24;

OR

If you became a U.S. citizen after March 24, but on or before April 1, you may register and vote at the Department of Elections office by April 1 with proof of citizenship.

Q — *I have moved within the county but have not re-registered. Can I vote in this election?*

A — Yes, but you must go to your new polling place or City Hall, Room 48, and complete a voter registration form to update your registration information. You can look up the address of your new polling place by entering your new home address on the Department of Elections Web site (www.sfgov.org/elections). You may be asked to vote a provisional ballot at your new polling place.

Q — *What do I do if my polling place is not open?*

A — Check the back cover of this book to make sure you have gone to the right place. Polling places often change. If you **are** at the right place, call the Department of Elections immediately at 415-554-4375.

Q — *If I don't know what to do when I get to my polling place, is there someone there to help me?*

A — Yes, the pollworkers at the polling place will help you.

Q — *Can I take my sample ballot or my own written list into the voting booth?*

A — Yes. Deciding your votes before you get to the polls is helpful. Your sample ballot is located on page 18 of this pamphlet.

Q — *Do I have to vote on every item on the ballot?*

A — No, you do not. The votes you cast will be counted whether you have voted on every item or not.

Q — *Is there any way to vote instead of going to the polling place on Election Day?*

A — Yes, you can vote before April 8 if you:

Fill out and mail the Vote-by-Mail Application printed on the back cover of this book. Once we process your request, a vote-by-mail ballot will be sent to you. Your request must be **received** by the Department of Elections no later than 5 p.m. on April 1, 2008;

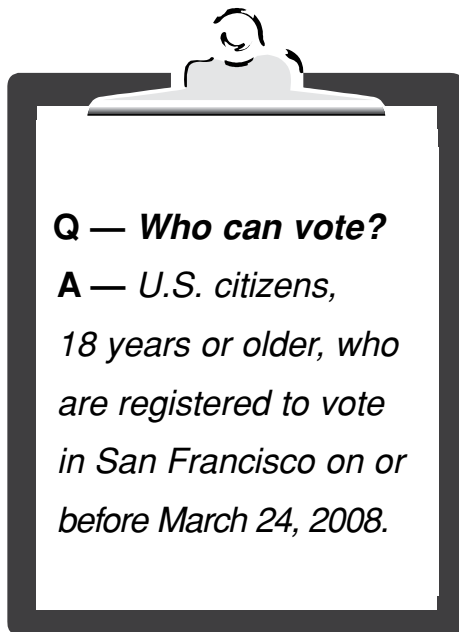
OR

Go to the Department of Elections at City Hall, 1 Dr. Carlton B. Goodlett Place, Room 48, from March 24 to April 8. The office hours are: 8 a.m. to 5 p.m., Monday through Friday; 10 a.m. to 4 p.m. Saturday and Sunday on April 5-6; and 7 a.m. to 8 p.m. on Election Day, April 8.

Q — *If I don't use an application, can I get a Vote-by-Mail Ballot some*

other way?

A — You can send a note, preferably on a postcard, to the Department of Elections asking for a ballot. This note must include: your printed home address, the address where you want the ballot mailed, your birthdate, your printed name and your **signature**. Mail your request to the address on the front cover of this pamphlet, or fax it to 415-554-4372. Your request must be received by the Department of Elections no later than 5 p.m. on April 1, 2008.





Early Voting in Person or by Mail

(Absentee Voting)



Any voter may request a vote-by-mail ballot (absentee ballot). You can request that a ballot be mailed to you, or you can come to the Department of Elections and vote in person starting on March 24, 2008.

VOTING IN PERSON

You can vote on or before Election Day at *City Hall, 1 Dr. Carlton B. Goodlett Place, Room 48.*

Office hours for early voting are as follows:

- **8 a.m. to 5 p.m., Monday through Friday, beginning March 24, 2008;**
- **10 a.m. to 4 p.m., Saturday and Sunday, April 5-6;**
- **7 a.m. to 8 p.m. on Election Day, April 8, 2008.**

VOTING BY MAIL FOR THIS ELECTION ONLY

To request a ballot by mail, **complete the application on the back cover of this pamphlet**, and mail it to the Department of Elections. You may also request a ballot by sending a written request or postcard to the Department of Elections. Remember to include your home address, the address to which you want the ballot mailed, your birthdate, name and **signature**.

Your signature must be included! Mail your request to the address on the front cover of this pamphlet, or fax it to 415-554-4372.

Your request must be received by the Department of Elections before 5 p.m. on April 1, 2008. (By law, the Department of Elections cannot accept requests for mailed ballots received after 5 p.m. on April 1, 2008, *regardless of when these requests were postmarked!*) Once we process your request, a ballot will be sent to you.

When you receive your ballot, please read the instructions carefully. You can mark your ballot using a **#2 pencil (recommended)** or a **black pen**. If you use another type of marking device, the vote-counting machines may not record your votes properly. (Do not use a felt-tip pen because these can bleed through to the reverse side of the ballot card.) You can mail your ballot back to the Department of Elections—**free-of-charge**—by inserting your ballot into the envelope provided, signing and sealing the envelope, and dropping it in any mailbox—no stamp is required. You can also drop off your voted ballot at any San Francisco polling place being used for the Special Election on Election Day, Tuesday, April 8, 2008. The Department of Elections **MUST** receive your ballot by 8 p.m. on Tuesday, April 8, 2008.

If your ballot is damaged or you make a mistake, check the “Spoiled Ballot” box on the back of the return envelope and return it to the Department of Elections, no later than 5 p.m. on April 1, 2008, to be mailed a new one. You may also surrender the spoiled ballot at your polling place or at the Department of Elections in City Hall, Room 48, to obtain a new ballot.

VOTING BY MAIL FOR ALL ELECTIONS

Any voter may request to be permanent vote-by-mail voter (permanent absentee voter).

Once you are on our permanent vote-by-mail voter mailing list, we will mail you a ballot automatically for every election until you move, re-register, or do not vote in two consecutive statewide general elections.

If you do not vote in two consecutive statewide general elections, you will no longer be a permanent vote-by-mail voter. However, you will remain on the voter roll unless the Department of Elections has been informed that you no longer live at the address at which you are registered. To regain your permanent vote-by-mail status, you will need to re-apply as described below.

To become a permanent vote-by-mail voter, complete the Vote-by-Mail Application on the back cover and return it to the Department of Elections, or call for an application at 415-554-4375. **Be sure to check the box that says, “Permanent Vote-by-Mail Voter” and sign your name where indicated.**



IMPORTANT NOTICE TO PERMANENT VOTE-BY-MAIL VOTERS

If you have already registered as a permanent vote-by-mail voter, your ballot will be mailed on or about March 10. To find out if you are registered as a permanent vote-by-mail voter, please call the Department of Elections at 415-554-4411. If you have not received your ballot by March 24, please call 415-554-4375.

欲知詳情，請致電：415-554-4367。

Para más información, llame al 415-554-4366.

Track and Confirm Receipt of Your Vote-by-Mail Ballot

Vote-by-mail voters can track and confirm when their voted ballot was received by the Department of Elections. To determine the receipt status of your ballot, visit our Web site at www.sfgov.org/elections or call the Department of Elections at 415-554-4411.



Eligibility, Registration and Voting Information

Registration Forms

For this election, the registration deadline is March 24.

To obtain a voter registration form:

- Visit www.sfgov.org/elections to fill out or download a form;
- Call the Department of Elections at 415-554-4375 and request that one be mailed to you; or
- Pick one up at the Department of Elections in City Hall, the County Clerk's office, the Department of Motor Vehicles, or at public libraries and post offices throughout San Francisco.

Effective January 1, 2006 each registrant *must* provide a current and valid California driver's license or California identification number on his or her voter registration form. Registrants who do not have either must provide the last four digits of their Social Security number to meet the identification requirements. If a voter does not have any of these three forms of identification, a unique identifying number will be assigned for voter registration purposes only. Any registrant who does not provide this information prior to Election Day, April 8, may have to vote a provisional ballot; if the identification cannot be confirmed, the provisional ballot cannot be counted.

Once the Department of Elections receives a completed voter registration form, the new voter will receive a card in the mail as proof of his or her right to vote.

New Citizen Registration and Voting

California election law extends the registration and voting deadline to the 7th day before the election for those who become new citizens after the close of registration on March 24. Anyone who becomes a new citizen between March 25 and April 1 must, no later than April 1:

- Present your Certificate of U.S. Naturalization to the Department of Elections;
- Complete a voter registration form; and
- Vote at the Department of Elections after registering.

Have You Moved?

When voters move, they must inform the Department of Elections of the address change to update their voter registration records. Voters must inform the Department of address changes at least 15 days before an election to vote in that election. Voters may change their address by:

- Completing and submitting a voter registration form; or
- Submitting a written notice of their change of address along with their signature, printed name, date of birth, and previous and new addresses.

NOTE: Voters who moved within the county and were unable to change their address prior to the deadline 15 days before the election are encouraged to:

- Go to their new polling place on Election Day, complete a new voter registration form to update their registration information, and cast a provisional ballot; or
- Come to City Hall, Room 48, on or before Election Day, complete a new voter registration form to update their registration information, and vote at the Department of Elections.

Not Yet 18?

Any person who will turn 18 years of age before the next election is eligible to register and vote in that election. To register:

- Complete a voter registration form; and
- Submit the registration form either in person or by mail no later than 15 days before that election.

Overseas and Military Voters

Special Overseas and Military Voters are:

- Members of the armed forces;
- Spouses or dependents of members of the armed forces;
- United States citizens temporarily living outside of the country; or
- U.S. citizens serving on a merchant vessel documented under the laws of the United States.

Special Overseas and Military Voters can register to vote and receive a vote-by-mail (absentee) ballot by completing the Federal Post Card Application (FPCA). The application can be downloaded from <http://www.fvap.gov/pubs/onlinefpca.pdf> or obtained from embassies, consulates, or from military voting assistance officers.

Ex-Offenders' Right to Vote

In addition to standard voting age and residency requirements, California law allows a person who has been convicted of a felony to register and vote if he or she:

- Has completed his or her prison term for a felony, including any period of parole or supervised release.
- Is on federal or state probation.
- Is incarcerated in county jail as a condition of felony probation or as a result of a misdemeanor sentence.

Additionally, people who have been convicted of a misdemeanor can register and vote even while on probation, supervised release, or incarcerated in county jail.

In order to restore the right to vote, a person only needs to complete and return a voter registration form. No other documentation is required.



Voter Bill of Rights

1. **You have the right to cast a ballot if you are a valid registered voter.**
A valid registered voter means a United States citizen who is a resident in this state, who is at least 18 years of age and not in prison or on parole for conviction of a felony, and who is registered to vote at his or her current residence address.
2. **You have the right to cast a provisional ballot if your name is not listed on the voting rolls.**
3. **You have the right to cast a ballot if you are present and in line at the polling place prior to the close of the polls.**
4. **You have the right to cast a secret ballot free from intimidation.**
5. **You have the right to receive a new ballot if, prior to casting your ballot, you believe you made a mistake.**
If, at any time before you finally cast your ballot, you feel you have made a mistake, you have the right to exchange the spoiled ballot for a new ballot. Vote-by-mail voters may also request and receive a new ballot if they return their spoiled ballot to an elections official prior to the closing of the polls on Election Day.
6. **You have the right to receive assistance in casting your ballot, if you are unable to vote without assistance.**
7. **You have the right to return a completed vote-by-mail ballot to any precinct in the county.**
8. **You have the right to election materials in another language, if there are sufficient residents in your precinct to warrant production.**
9. **You have the right to ask questions about election procedures and observe the elections process.**
You have the right to ask questions of the precinct board and election officials regarding election procedures and to receive an answer or be directed to the appropriate official for an answer. However, if persistent questioning disrupts the execution of their duties, the board or election officials may discontinue responding to questions.
10. **You have the right to report any illegal or fraudulent activity to a local elections official or to the Secretary of State's Office.**

If you believe you have been denied any of these rights, or you are aware of any election fraud or misconduct, please call the Secretary of State's confidential toll-free **Voter Protection Hotline at 1-800-345-VOTE (8683)**.

CALIFORNIA SECRETARY OF STATE **DEBRA BOWEN**

Any voter has the right under California Elections Code Sections 9295 and 13314 to seek a writ of mandate or an injunction, prior to the publication of the Voter Information Pamphlet, requiring any or all of the materials submitted for publication in the Pamphlet to be amended or deleted.



How to Locate Your Polling Place

Note: Your Polling Place May Have Changed!

Check the back cover of this pamphlet (upper left-hand side):

Back cover

NOTE:

Your polling place address is located on the upper left-hand side of the back cover of this pamphlet. Please make a note of it. Even if you request a vote-by-mail ballot, you may still wish to turn in your ballot at your polling place on Election Day.

Check here for whether your polling place is accessible for people with disabilities.

Your Polling Place Address Is:

Eureka Valley Playground
100 Collingwood Street
Between Stevens and Broadway
PRECINCT 3623



Access:

Are the entryway and the voting area accessible?

YES

5.1% Slope

Your precinct number

A physical description of your polling place entryway, such as slope, ramped access or height clearance.

Your polling place address is also available at the Department of Elections Web site:
www.sfgov.org/elections

If your polling place is not accessible, you may call 415-554-4551 prior to Election Day to find the nearest accessible polling place. For accessible polling place information on Election Day, call 415-554-4375.

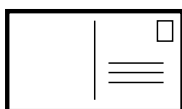


Polling Places Change Every Election

Each election an average of thirteen percent (13%) of San Francisco's polling places change due to cancellations. To confirm the location of your polling place, **always check the back cover of your Voter Information Pamphlet**. There you will find the accessibility status and location of your polling place, including cross-streets.




Check the back cover of your Voter Information Pamphlet before each election.



Change of Polling Place Card

If a polling place becomes unavailable after the Voter Information Pamphlet has been mailed, the Department of Elections sends change notification postcards to all registered voters within the precinct to inform them of the new location.

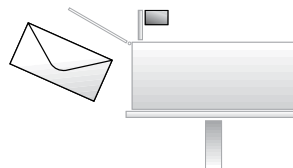


Change of Polling Place Signs

For those voters who are unaware that their polling place has changed, the Department of Elections posts "Change of Polling Place" signs at the address of the old location on Election Day. Voters can tear off a sheet of paper with the location name, address and cross-streets of their new polling place from a pad attached to the "Change of Polling Place" sign.

Some Voters Must Vote by Mail

Voting precincts with fewer than 250 registered voters may be designated "Mail Ballot Precincts". An official ballot and postage-paid return envelope will be mailed automatically to all voters in those precincts approximately four weeks before every election.



For those voters who would prefer to drop off their official mail ballot at a polling place, the location names and addresses of the two polling places nearest their precinct are provided with the ballot.



Visit our Web site ***www.sfgov.org/elections*** for information on:



VOTING

- Voting by mail
- Voting at the polls on Election Day
- Polling place and sample ballot look-up
- Access for voters with disabilities

MULTILINGUAL VOTER SERVICES

- List of services available in English, Chinese and Spanish
- Contact numbers for Chinese and Spanish telephone assistance
- Bilingual voter registration forms and vote-by-mail ballot applications
- Voter Information Pamphlets in Chinese and Spanish

UPCOMING ELECTIONS

- Election calendar
- Official list of local ballot measures
- Qualified candidates list
- Voter Information Pamphlet

HOW TO GET INVOLVED

- Become a pollworker on Election Day
- High school student pollworker program
- Provide your property as a polling place
- Voter education programs

ANNOUNCEMENTS

- Press releases and memoranda
- Employment opportunities
- Local election results

ELECTIONS ARCHIVE

- Historical Voter Information Pamphlets going back to 1907!
- Election results dating back to 1995
- Historical voter turnout records



Your first source for election information is ***www.sfgov.org/elections***





Telephoning the Department of Elections

The Department of Elections has telephone lines for specific purposes:

- For general information, call 415-554-4375;
- To register to vote, call 415-554-4375;
- To request a **Vote-by-Mail Application**, call 415-554-4375;
- For assistance in Chinese, call 415-554-4367; 中文電話協助 : 415-554-4367;
- For assistance in Spanish, call 415-554-4366; Para recibir asistencia en español, llame al 415-554-4366;
- For TTY assistance, call 415-554-4386;
- For information about becoming a pollworker, call 415-554-4395;
- For election results on Election Night, call 415-554-4375;
- To offer your facility as a polling place, call 415-554-4551;
- To request a voter education presentation or voter education materials for distribution, call 415-554-4340.

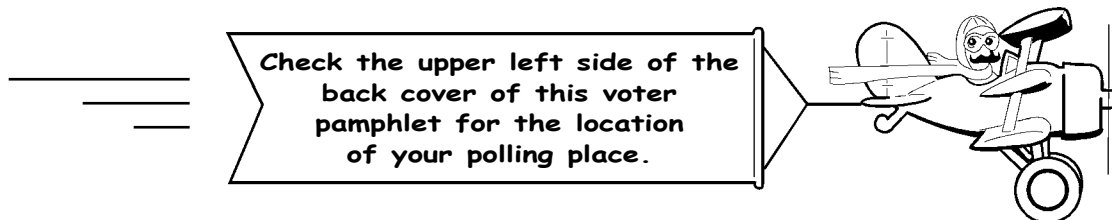
Our office hours are Mondays through Fridays (except holidays) from 8 a.m. until 5 p.m. For your convenience and because of the high call volume during the weeks leading up to the election, the Department of Elections uses automated information lines in addition to regular operators. If all operators are busy, callers may hear recorded messages that will direct them to leave their name, address and telephone number. Callers with touch-tone phones may be asked to press numbers to direct their calls to the right staff member. Callers with rotary phones may wait on the line for an operator or leave a message.



To Vote by Mail

1. Complete and detach the application on the back cover of this pamphlet.
2. Affix sufficient postage where indicated.
3. Drop your completed application into a mailbox.

Applications must be received by the Department of Elections no later than 5 p.m. on Tuesday, April 1, 2008.



Your Polling Place May Have Changed

We urge you to double-check the location of your polling place printed on the back cover of this pamphlet.



Voting at Your Polling Place on Election Day



Approach the table where pollworkers are issuing ballots and state your name and address. When one of the pollworkers finds your name in the roster of voters, the pollworker will repeat your name and address. Sign your name on the signature line next to your name in the roster of voters.

The pollworker will give you your ballot and your ballot's stub receipt in a blue secrecy folder. Your ballot may consist of multiple cards. Take your ballot to one of the voting booths, where you may mark your ballot in privacy. There will be a special ballot-marking pen in each voting booth.

Marking the Ballot

You will vote on paper ballots that may be printed on both sides of the page. Using the ballot-marking pen provided at your polling place, mark your ballot by connecting the head and tail of the arrow pointing to your choice for each contest, as shown in the picture. Be sure to review both sides of each ballot card!

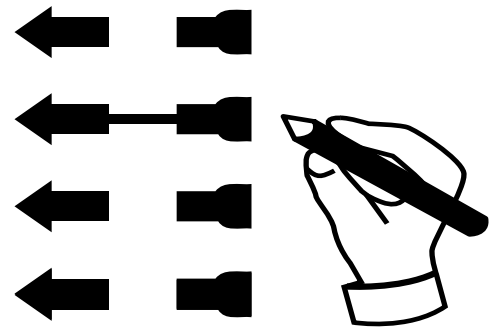
Please note: the number of candidates you may select for each contest or choice will be printed above the list of candidate names for each contest. If you overvote by marking more than the allowed number of candidates for any contest or choice, or by marking both "YES" and "NO" in a measure contest, your votes for that contest cannot be counted!

In addition to the candidates listed on the ballot, there may be other people running as qualified write-in candidates. For a list of qualified write-in candidates, please ask a pollworker. Voters with mailed ballots may access the list of qualified write-in candidates by visiting our Web site at www.sfgov.org/elections or by calling the Department of Elections at 415-554-4375.

To vote for a qualified write-in candidate, write the name of the candidate in the space marked "Write-In." **You must connect the head and tail of the arrow pointing to the "Write-In" space for your write-in vote to be counted.** Only write-in votes for qualified write-in candidates can be counted. Do not write in a vote for a candidate whose name is printed on the ballot.

If you make a mistake while voting, ask a pollworker for another ballot. Voters may request up to two replacement sets of ballots.

For information about accessible voting using the touchscreen voting machine, please refer to page 16.



PRESIDENT

Vote For One

THOMAS A. EDISON



ALBERT EINSTEIN



FLORENCE NIGHTINGALE



BOOKER T. WASHINGTON



Write-In *John Hancock*



Once You Have Marked Your Ballot



Make sure that your ballot stub receipt has been detached from each ballot card. Insert your ballot, one card at a time, into the slot in the front of the voting machine. The ballot can be inserted into the voting machine in any direction: upside down, right side up, backwards or forwards. The voting machine counts the votes electronically when the ballots are inserted by the voter. The ballots are stored in a locked compartment inside the voting machine.



Guidelines for Provisional Voting

If you are a registered San Francisco voter, you have the right to cast a provisional ballot at your polling place if:

- You were issued a vote-by-mail ballot that you are unable to surrender and you want to vote at the polls;
- Your name does not appear in the roster of voters for the precinct;
- You have moved within San Francisco but did not re-register to vote; or
- You are a first-time voter listed in the pink Provisional Roster and were unable to provide a valid California driver's license or state identification number or the last four digits of your Social Security number on your voter registration form.

How to cast a provisional vote:

You will receive a ballot and the pink provisional ballot envelope from a pollworker. The pollworker will fill out the pollworker section of the envelope. You must complete the voter's section of the provisional envelope, including providing your name, date of birth, current address and previous address. You must also sign the declaration confirming that you are a resident of San Francisco and are registered and eligible to vote in this election. It is very important that you sign your name at the bottom of the envelope – without your signature your provisional ballot cannot be counted.

Once you have filled out the voter's section of the provisional envelope and marked your ballot, insert your ballot into the provisional envelope, seal the envelope, and return it to a pollworker.

A double-sided receipt on the back of the provisional envelope includes a Web site and a toll-free number which you may use to find out whether your provisional ballot was counted. To determine the status of your provisional ballot, call 1-866-325-9163 or visit the Department of Elections Web site (www.sfelections.org/pv/) no sooner than May 19, 2008 and provide the number printed on your provisional voter receipt.

Your Sample Ballot

Your sample ballot begins on page 18. It is a 20% reduction in size of the Official Ballot you will use to cast your vote on Election Day. Feel free to mark your sample ballot and bring it to the polling place to use as a guide on Election Day.

MEASURES SUBMITTED TO THE VOTERS
提交選民投票表決的提案
MEDIDAS PRESENTADAS A LOS ELECTORES

STATE PROPOSITIONS / 州提案 / PROPOSICIONES ESTATALES

87 ALTERNATIVE ENERGY, RESEARCH, PRODUCTION, INCENTIVES, TAX ON CALIFORNIA OIL PRODUCERS, INITIATIVE CONSTITUTIONAL AMENDMENT AND STATUTE.
Establece \$4 billion program to reduce petroleum consumption through incentives for alternative energy, education and training.
YES/贊成/SI NO/反對

88 EDUCATION FUNDING, REAL PROPERTY PARCEL TAX, INITIATIVE CONSTITUTIONAL AMENDMENT AND STATUTE.
Imposes \$50 tax on each real property parcel to provide additional public school funding for kindergarten through grade 12.
YES/贊成/SI NO/反對

89 FINANCAMIENTO DE LA EDUCACIÓN, IMPUESTO SOBRE PARCELES DE PROPIEDAD INMOBILIARIA, INICIATIVA PARA ENMIENDA CONSTITUCIONAL Y ESTATUTO.
Grava un impuesto de \$50 sobre cada parcela de propiedad inmobiliaria para proveer financiamiento adicional para escuelas públicas desde jardín de niños hasta el grado 12.
YES/贊成/SI NO/反對

90 GOVERNMENT ACQUISITION, REGULATION OF PRIVATE PROPERTY, INITIATIVE CONSTITUTIONAL AMENDMENT.
Bars state/local governments from condemning or damaging private property to promote other private projects, uses.
YES/贊成/SI NO/反對

SCHOOL PROPOSITIONS / 學校提案 / PROPOSICIONES ESCOLARES

A Shall the San Francisco Unified School District modernize and repair up to 64 additional school facilities to health, safety, instructional and accessibility standards, and where applicable, replace portable trailers with permanent classrooms, upgrade bathroom, science labs, plumbing, electrical and other building systems; replace heating and ventilation systems; and renovate classrooms, with proceeds from the issuance of up to \$450,000,000 in bonds, at legal interest rates, with guaranteed annual or biennial oversight to monitor expenditures?
YES/贊成/SI NO/反對



Voting with the Accessible Touchscreen Voting Machine

For every election, each polling place will have one accessible touchscreen voting machine that assists voters with disabilities to vote independently and privately. This accessible voting machine allows voters to make ballot selections using a touchscreen and review their selections on a paper record before casting their vote.

Additionally, the touchscreen voting machine provides an audio ballot feature that allows voters to listen to instructions and ballot selections while voting. The touchscreen machine also has an option for voters to use their own personal assistive device such as a sip/puff switch.

The accessible touchscreen voting machine will be available for use at each of the City's polling places and during Early Voting in City Hall. If you would like to vote using the touchscreen voting machine on Election Day, please tell a pollworker.



Audio Ballot and Hand-held Keypad

For audio voting, the accessible voting machine is equipped with headphones and a Braille embossed hand-held keypad. When using the audio ballot feature, the voting machine will provide you with audio instructions and guide you through the ballot. The keypad is used to move through the ballot and make selections. If you would like to use the audio ballot feature, please tell a pollworker.



Steps for Voting Using the Touchscreen

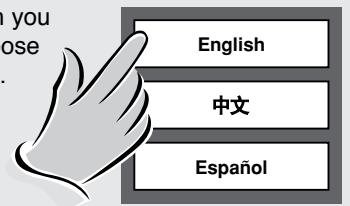
Step 1: Insert Voter Card

Insert **Voter Card** into the yellow slot on the lower left-hand side of the machine.



Step 2: Select Language

Select the language in which you want to vote. Voters can choose English, Chinese or Spanish.



Step 3: Select Candidates and Ballot Measure Choices

Make your selections by touching the candidate or choice for which you intend to cast your vote. A green check mark will appear in the circle indicating your selection.

To change your selection, touch your selection again. The check mark will disappear and you can make a new selection.

ELEANOR ROOSEVELT	<input checked="" type="checkbox"/>
CESAR CHAVEZ	<input type="checkbox"/>
WALTER LUM	<input type="checkbox"/>
JOHN HANCOCK	<input type="checkbox"/>
MARTIN LUTHER KING	<input type="checkbox"/>
ANNA MAE PICTOU ADAMS	<input type="checkbox"/>



After making your selection, touch the **"Next"** arrow button at the bottom of the screen to go to the next contest or measure. Touch the **"Back"** arrow button to return to the previous screen.



Touch the **"ABC"** button to enlarge the text on the screen.

ABC → ABC

Step 4: Print and Review Selections

After voting all contests, a review screen is displayed showing all your selections.

To change a selection, touch the box of the contest or measure and select a new candidate or choice.

After completing your ballot review on screen, print and review a paper record of your ballot. A paper record of your selections will appear in the window on the left side of the screen.

Touch Here to Print and Review a Paper Record of Your Ballot.



Write-in Candidates

To vote for a qualified write-in candidate, touch **"Write-in"** and a keyboard will appear on screen. Type the name of the candidate and press **"OK."**



Step 5: Cast Ballot or Make Changes

After verifying the paper record either touch **"Cast Ballot"** or **"Make Changes."**

Touch **"Cast Ballot"** to finish voting. The printer will show **"Accepted"** on the paper record. The voter card will eject for you to return to the pollworker.

IMPORTANT! – You cannot change your vote after **"Cast Ballot"** is pressed.

Touch **"Make Changes"** to change a selection. After you make a change you can review a new paper record of your ballot.

IMPORTANT! – You can only print two paper records of your ballot for review. After this you will need to cast your ballot.

Please review the paper record of your ballot.

You may now cast your ballot or make changes.

Make Changes

Cast Ballot

Ballot Review

At any time you can review your ballot selections by touching **"Review."** The review screen will show you a summary of your selections. To change a selection, touch the box of the contest or measure and select a new candidate or choice.





OFFICIAL BALLOT / 正式選票 / BOLETA OFICIAL

SPECIAL CONGRESSIONAL OPEN PRIMARY ELECTION
國會開放特別初選 / ELECCIONES AL CONGRESO PRIMARIAS ABIERTAS Y ESPECIALES
CITY AND COUNTY OF SAN FRANCISCO / 三藩市市縣 / CIUDAD Y CONDADO DE SAN FRANCISCO
APRIL 8, 2008 / 2008年4月8日 / 8 DE ABRIL DE 2008

BALLOT TYPE 1


INSTRUCTIONS TO VOTERS: Complete the arrow pointing to your choice, as shown in the picture.
To vote for a qualified write-in candidate, write the person's name on the blank line provided and complete the arrow.

選民指南：請將指向你選擇的箭頭畫線連接起來，如圖所示。如果想要投選合格補寫候選人，在提供的空位上填寫此人的姓名，並將箭頭畫線連接起來。



INSTRUCCIONES PARA LOS ELECTORES: Complete la flecha que señala su selección, tal como se indica en la imagen. Para votar por un candidato calificado no listado, escriba el nombre de la persona en el espacio en blanco provisto, y complete la flecha.

PARTISAN OFFICES 黨派官職 CARGOS PARTIDISTAS	
FEDERAL - 聯邦	
UNITED STATES REPRESENTATIVE 美國眾議員 REPRESENTANTE DE LOS ESTADOS UNIDOS District 12 / 第12選區 / Distrito 12 Vote for One / 選一名 / Vote por Uno	
Republican 共和黨	MIKE MOLONEY 麥克·馬洛尼 Retired Businessman 退休商人
Republican	Empresario, Jubilado
Democratic 民主黨	MICHELLE T. MCMURRY 米雪兒·T·麥克默雷 Health Policy Director 健康政策主任
Demócrata	Director de Políticas de Salud
Green 綠黨	BARRY HERMANSON 何文信 Equity Investor 股權投資人
Verde	Inversionista Bursátil
Democratic 民主黨	JACKIE SPEIER 傑姬·斯貝爾
Demócrata	



Republican 共和黨	GREG CONLON 格連倫·康朗 Businessman / CPA 商人 / 註冊會計師
Republicano	Empresario / CPA

WRITE-IN / 補寫候選人 / NO LISTADO

01

CA38-1-001



NO CONTESTS APPEAR ON THE
THIS PAGE IS INTEN



**BACK OF THIS BALLOT CARD.
TIONALLY BLANK.**






Before Casting a Write-In Vote, Read This:



Every write-in vote must be manually reviewed by the Department of Elections.

Unfortunately, **a great majority of write-in votes cast each election *cannot* be counted.**

Here's why:

-  **The write-in vote was not for a qualified write-in candidate.** Only votes for qualified write-in candidates can be counted. Write-in votes for anyone else CANNOT be counted. Qualified write-in candidates can be found on the Certified Write-In List, available at your polling place, on the Department of Elections Web site (www.sfgov.org/elections) or by calling the Department of Elections.
-  **The write-in vote was not correctly marked.** Write-in votes must be indicated by both completing the arrow next to the "Write-In" space **and** writing the candidate's name in the space provided.
-  **Overvoting by selecting a candidate listed on the ballot and also marking a write-in vote for the same candidate** will invalidate your vote for that contest.

Make sure your write-in vote counts!




Changes Affecting Voter Registration

Confidential Voter Records

Changes to Permissible Uses of Voter Registration Information

Beginning in 2006, state law changed the way personal information supplied by voters for the purpose of completing a voter registration affidavit can be used. To protect your privacy and the integrity of voting, new laws that took effect in 2006 create safeguards for voter records as follows:

Information on your voter registration affidavit will be used by elections officials to send you official information on the voting process, such as the location of your polling place and the issues and candidates that will appear on the ballot. Commercial use of voter registration information is prohibited by law and is a misdemeanor. Voter information may be provided to a candidate for office, a ballot measure committee, or other person for election, scholarly, journalistic, political, or governmental purposes, as determined by the Secretary of State. Driver's license and social security numbers, or your signature as shown on your voter registration form, cannot be released for these purposes. If you have any questions about the use of voter information or wish to report suspected misuse of such information, please call the Secretary of State's Voter Protection and Assistance Hotline: 1-800-345-VOTE [8683]



Additionally, any person obtaining information on your voter registration affidavit shall not send that information outside of the United States or make it available in any way electronically to persons outside the United States, including, but not limited to, access over the Internet.

Secretary of State's "Safe At Home" Program

Certain voters facing life-threatening situations may qualify for confidential voter status. For more information, please contact the Secretary of State's "Safe At Home" program at 877-322-5227, or visit the Secretary of State's Web site at www.ss.ca.gov



INDEX

VOTER INFORMATION PAMPHLET SPECIAL CONGRESSIONAL OPEN PRIMARY ELECTION – APRIL 8, 2008

A		S	
Absentee voting (voting by mail)	7	SAMPLE BALLOT	18
Access for voters with disabilities	4	Spanish-language voter assistance	5
Accessible voting machine instructions	16		
Application for a vote-by-mail (absentee) ballot(back cover)		V	
Application for permanent vote-by-mail (absentee) status(back cover)		Voter bill of rights	9
Application to be a pollworker (inside front cover)		Voting by mail (absentee voting)	7
		W	
C		Web site of the Department of Elections	12
Changes affecting voter registration	23		
Chinese-language voter assistance	5		
Contacting the Department of Elections	13		
D			
Dates, important	3		
E			
Early voting	7		
Eligibility, Registration and Voting Information	8		
F			
Frequently Asked Questions (FAQ's)	6		
H			
How to mark your ballot	14		
L			
Letter from the Director	2		
Location of your polling place(back cover)			
M			
Multilingual voter services	5		
P			
Permanent Vote-by-Mail information	7		
Polling place, how to locate	10		
Provisional voting	15		
Purpose of the Voter Information Pamphlet	3		

SAN FRANCISCO VOTER INFORMATION PAMPHLET

Published by the Department of Elections
City and County of San Francisco
1 Dr. Carlton B. Goodlett Place, Room 48
San Francisco, CA 94102-4634
www.sfgov.org/elections

Printing by Sequoia Voting Systems
Translations and layout/typesetting by
Jungle Communications, Inc.

